

Learning Target: Describe, extend, and complete shape patterns.



Explore and Grow

Describe the pattern.




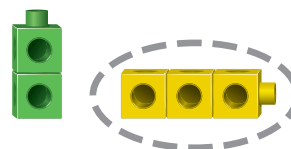

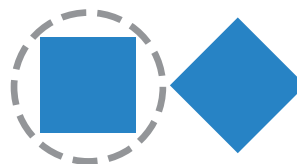

Draw and color the next 3 linking cubes.

Create your own pattern using linking cubes.
Have your partner extend the pattern.



Think and Grow

Circle the next figure in the pattern.





Show and Grow

Circle the next figure in the pattern.

1.



2.



Name _____



Apply and Grow: Practice

Circle the next figure in the pattern.

3.



4.



5.



6.




7. **MP Structure** Create your own shape pattern that repeats. Draw the first 6 shapes in your pattern.



Think and Grow: Modeling Real Life

Draw the next 2 animals in the wallpaper border.




crab, crab, starfish,
fish, fish, starfish



The next 2 animals are _____.

Show and Grow



8. Draw the next two animals in the wallpaper border.





The next 2 animals are _____.

Learning Target: Describe, extend, and complete shape patterns.

Circle the next figure in the pattern.




Circle the next figure in the pattern.



5. **MP Structure** Create your own shape pattern that grows. Draw the first 6 shapes in your pattern.

6. **Modeling Real Life** Draw the next 2 flowers in the wallpaper border.




The next 2 flowers are _____.

Review & Refresh

Write the number.

7.



8.

