

Learning Target: Describe, extend, and complete repeating shape patterns.



Explore and Grow

Create a pattern that repeats using pattern blocks. Draw the first six shapes in the pattern.

Have your partner extend the pattern.

How did the repeating pattern help you know what shapes come next?



Think and Grow

Draw and color the next two shapes in the pattern.



Look for the part of the pattern that repeats: triangle, rhombus, hexagon.



Use that part to tell what shapes come next.



Show and Grow

Describe the pattern. Draw and color the next two shapes.

1.



2.



3.



Name _____



Apply and Grow: Practice

Describe the pattern. Draw and color the next two shapes.

4.



5.



6.



7.



8.



9.  **Structure** You assign a letter to each shape in the pattern. Write the next 3 letters in the pattern.



A B B A B B A



Think and Grow: Modeling Real Life

You lost two beads from your necklace. The beads follow a pattern. Draw and color the beads you lost.




Show and Grow

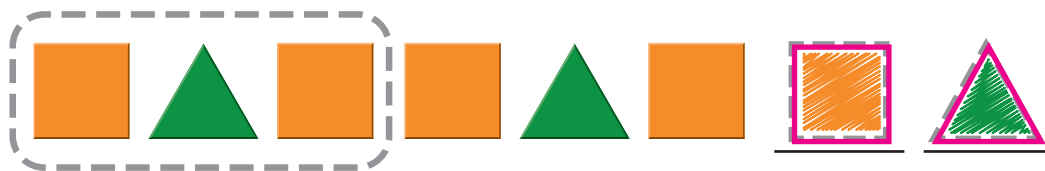
10. Two shapes on a wall border have worn off. The border shows a pattern. Draw and color the shapes that wore off.



11. **DIG DEEPER!** Draw and color the missing shapes in the pattern.



Draw and color the next two shapes in the pattern.



This part of the pattern repeats.

1.



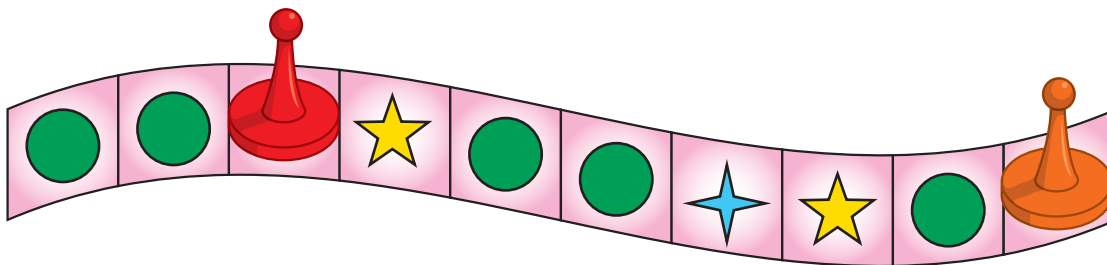
5. **DIG DEEPER!** Draw and color the 10th shape in the pattern.



6. **Modeling Real Life** Two buttons fell off the picture frame. The buttons follow a pattern. Draw and color the missing buttons.



7. **Modeling Real Life** The spaces on the game board follow a pattern. Two of them are covered by game pieces. Draw and color the covered spaces.



Review & Refresh

8. There are 16 kids at a park. 7 of them leave. 5 more kids come to the park. How many kids are at the park now?

_____ kids