

Measure Lengths: Centimeter or Quarter Inch

Name _____

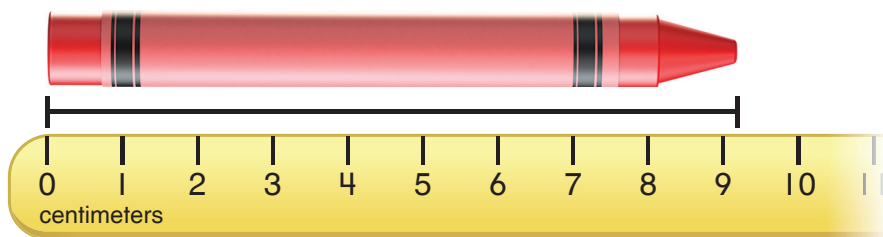
Learning Target: Measure objects to the nearest centimeter or quarter inch.

Success Criteria:

- I can measure the length of an object to the nearest centimeter.
- I can measure the length of an object to the nearest quarter inch.
- I can explain how to use a centimeter ruler or an inch ruler to measure objects.

Think and Grow

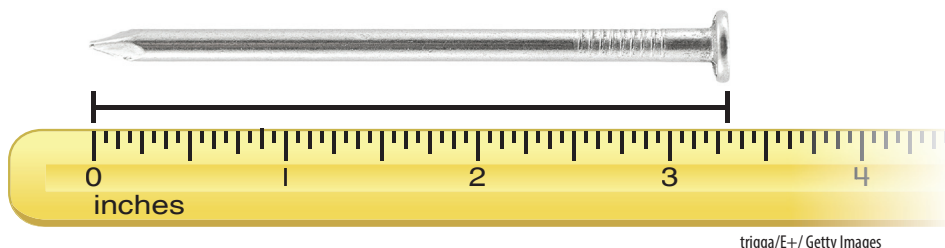
Example Measure the length of the crayon to the nearest centimeter.



Find the centimeter mark closest to the end of the object.

The crayon is about _____ centimeters long.

Example Measure the length of the nail to the nearest quarter inch.



Find the quarter inch mark closest to the end of the object.

The nail is about _____ inches long.

Remember to line up the end of the object with 0.



Show and Grow

1. Measure the length of the pencil to the nearest centimeter and to the nearest quarter inch.




Practice

Name _____

Measure the length of the object to the nearest centimeter and to the nearest quarter inch.



6. **YOU BE THE TEACHER** Your friend says the paper clip is $1\frac{1}{4}$ inches long. Is your friend correct? Explain.



7. **MP Choose Tools** You want to measure the height of a door in centimeters. Which tool should you use? Explain.




yardstick



meterstick

8. **Modeling Real Life** You need a 6-centimeter ribbon for an art project. Show one way to cut the ribbon.



Find the object shown. Choose a ruler, a yardstick, a meterstick, or a measuring tape to measure the object. Then measure to the nearest given unit.

9. quarter inch



10. centimeter



11. quarter inch

