

# Make and Interpret Double Bar Graphs

Name \_\_\_\_\_

**Learning Target:** Make and interpret a double bar graph.

## Success Criteria:

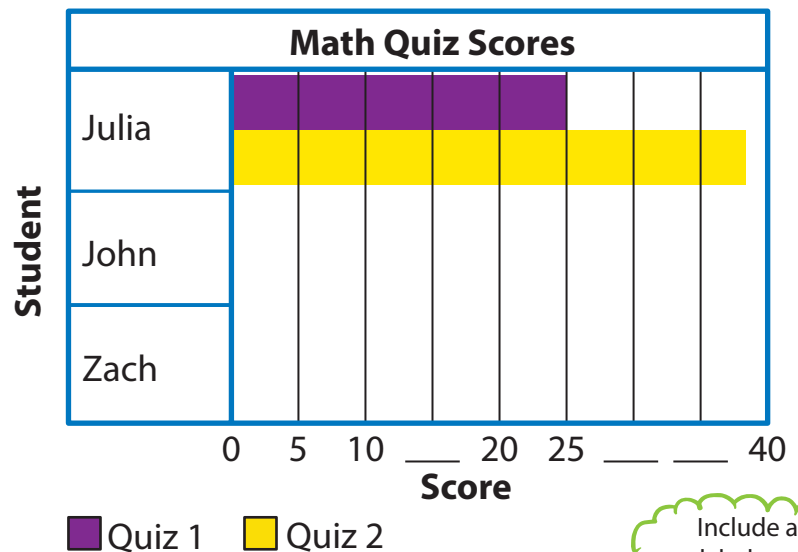
- I can make a double bar graph.
- I can interpret a double bar graph.

## Think and Grow

**Example** Use the results in the table to complete the **double bar graph**.

Math Quiz Scores		
Student	Quiz 1	Quiz 2
Julia	25	38
John	17	35
Zach	36	30

What conclusions can you make from the graph?

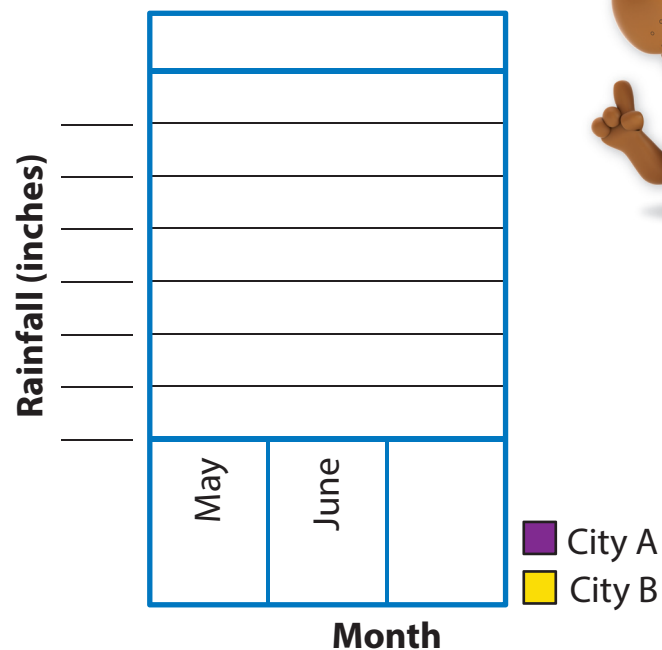


Include a title, labels, and an appropriate scale.

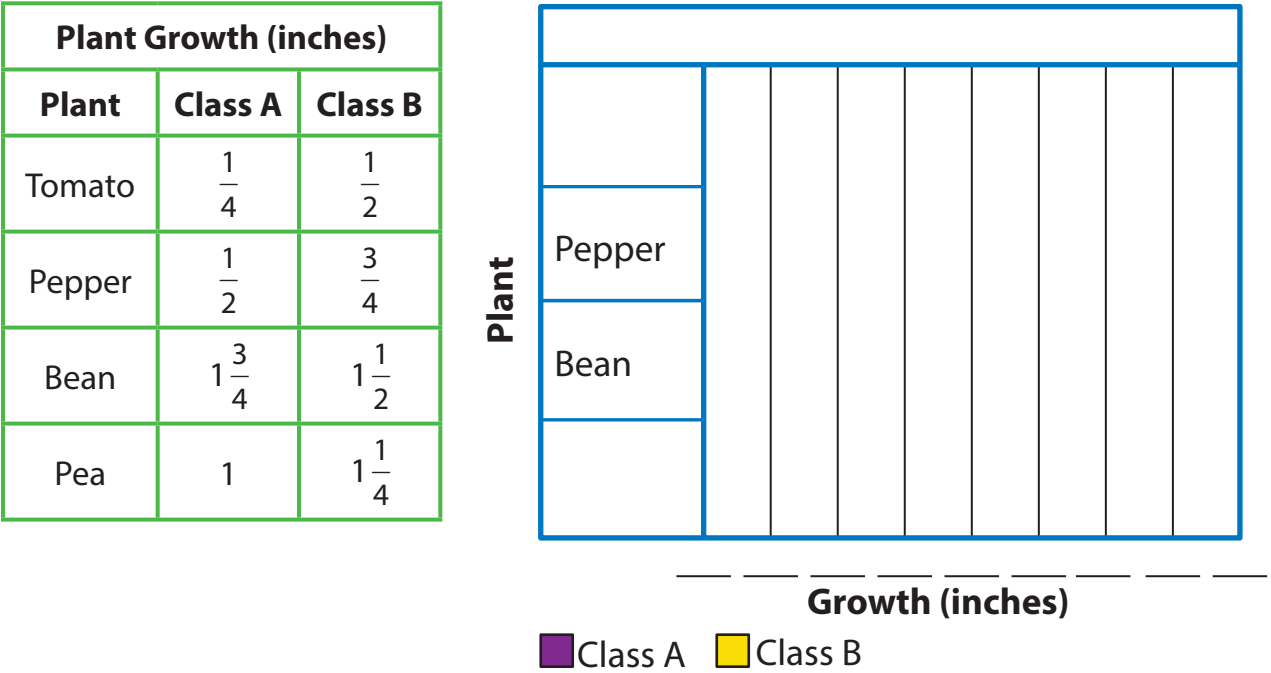
## Show and Grow

1. Use the results in the table to complete the double bar graph. What conclusions can you make?

Monthly Rainfall (inches)		
Month	City A	City B
May	2.75	2.5
June	3.0	2.25
July	2.5	2.9



2. Use the results in the table to complete the double bar graph. What conclusions can you make?



3. **Modeling Real Life** You survey fourth and fifth grade students at your school about their favorite movie genre. Use the results in the table to complete the double bar graph. What conclusions can you make?

