

Grade 2 Answers

Shape Patterns

Explore and Grow

Sample answer:



Sample answer: The part of the pattern that repeats tells what shapes come next.

Think and Grow



Show and Grow

1. hexagon, triangle, square;



2. circle, pentagon;



3. trapezoid, trapezoid, rhombus;



Apply and Grow: Practice

4. rectangle, circle;



5. red triangle, yellow triangle, upside down purple triangle;



6. square, pentagon, circle, triangle;



7. hexagon, rhombus, hexagon;



8. circle, trapezoid, upside down trapezoid, circle;



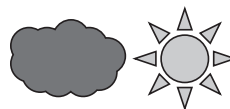
9. B, B, A

Think and Grow: Modeling Real Life




Show and Grow

- 10.



- 11.



Practice

1. triangle, pentagon, square;



2. hexagon, trapezoid;



3. rhombus, rhombus, circle;




4. square, turned square, circle, circle;



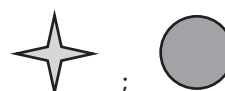
- 5.



- 6.



- 7.



Review & Refresh

8. 14